

Solutions for Your TOUGHEST
MIXING Applications in

FOOD



Premixes for Mousses and
other Aerated Desserts



Premixes for Mousses and other Aerated Desserts

A mousse is typically a dessert which has set with a light foam-like consistency. The structure is obtained by the combined effects of functional ingredients - a gelling/stabilizing agent and a foaming agent - and the whipping process used in manufacture. Ingredients are similar to those used in ice cream or yogurt premixes, although higher percentages of gelling agents are used. These include gelatin, carrageenan, xanthan gum, guar gum, locust bean gum and alginates. Whipping agents include egg white (in “traditional” products), whey proteins, sodium and calcium stearoyl lactylates and lactic acid esters of mono- and di-glycerides of fatty acids. Some ingredients provide both gelling/stabilizing and foaming properties.

Other aerated or whipped products such as low fat creams use similar functional ingredients and processing.

The Process

Preparation of the premix is the first stage of mousse production; in the next stage the mix is pasteurized and then whipped before being filled into containers and chilled. This part of the process is carried out using a continuous aerator and it is not covered in this report.

A premix is typically prepared as follows:

- Liquid ingredients are weighed/metered into the process vessel. Heating follows to aid dissolving/hydration of subsequent ingredients.
- Powdered ingredients - skim milk powder, sugar, etc. are added to the liquid and mixed until dispersed.
- The functional ingredients are added. These may be dry premixed with other ingredients such as the sugar, to reduce agglomerates and “weight” the powder to aid incorporation into the liquid.
- Flavorings (e.g. fruit extracts or cocoa powder) and any other ingredients such as coloring are added to complete the premix.

The Problem

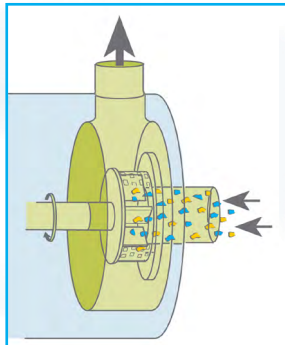
A number of difficulties can be encountered when using conventional mixers for preparation of the premix:

- Powders must be added at a controlled rate to reduce agglomeration of particles.
- Milk powder, whey powder and cocoa powder are very cohesive, making handling and controlled powder addition difficult.
- Thickening and stabilizing additives have an even greater tendency to agglomerate. Conventional agitators do not produce sufficient shear to break these down.
- Potential full yield of some powders is difficult to obtain using traditional methods as a degree of shear is required to “activate” some functional ingredients.
- Heating the water or milk can increase the difficulty of wetting powders, as some proteins will “lump” more. Dissolving in hot or warm water can also increase bacteriological problems prior to pasteurization.
- Long processing times are required to complete dispersion and achieve a satisfactory consistency.
- Premixing of powders increases labor costs and process time.
- Cocoa (where used) needs to be thoroughly wetted out and “cooked” to prevent it imparting a “gritty” or “floury” texture to the mousse.

The Solution

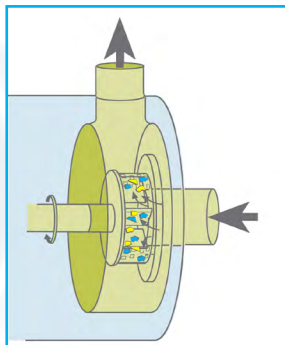
A Silverson High Shear mixer can overcome these difficulties. This can be achieved by adding an In-Line mixer to the existing process, for example at the discharge of a conventional powder/liquid continuous blending device. This operates as described below.

For bulk powder dispersion and large scale manufacturing, the Silverson Flashmix powder/liquid mixing system is most suitable.



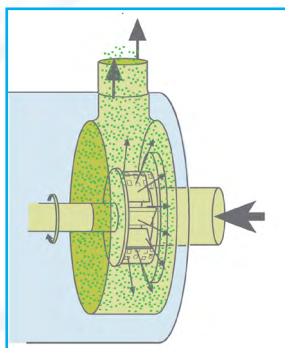
Stage 1

The high speed rotation of the rotor creates a powerful suction which draws the liquid and powder into the workhead.



Stage 2

Centrifugal force drives the materials towards the periphery of the workhead where they are subjected to a milling action in the gap between the rotor and the stator.



Stage 3

The product is forced out through the stator as fresh ingredients enter the workhead. In a short mixing cycle all the material passes through the workhead, accelerating the dissolving and hydration process.

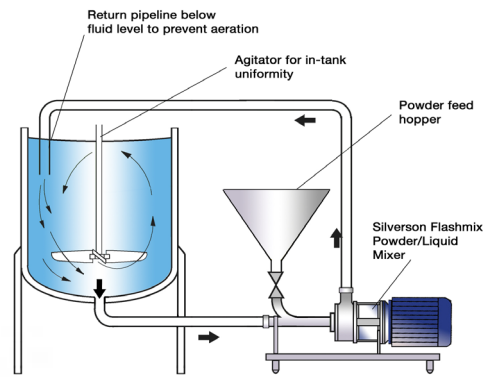
The Advantages

- Dramatic reduction in mixing times.
- Significantly better yield than can be achieved by traditional methods.
- Improved vessel hygiene.
- Dry premixing is not necessary.
- Powders can be added to cold or chilled liquids.
- Rapid powder absorption minimizes operator input/error.

The batch size, formulation, type of ingredients used and the viscosity of the end product dictate which Silverson product is best suited to individual processing requirements:

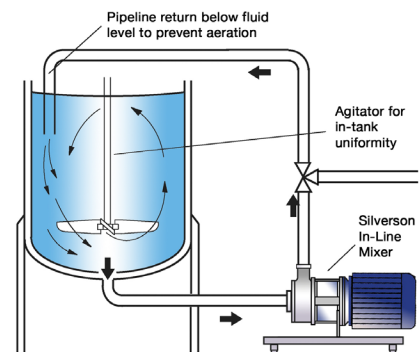
Silverson Flashmix

- Ideal for large batches with high powder concentrations
- Capable of rapidly incorporating large volumes of powders
- Minimized aeration
- Minimized cleaning requirements
- Suitable for higher viscosity mixes
- Suitable for operation at higher temperatures
- Minimum operator input required



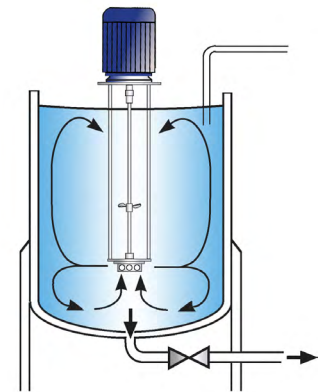
High Shear In-Line Mixers

- Ideal for large batches
- Aeration free
- Easily retrofitted to existing plant
- Self-pumping
- Can be used to discharge vessel or powder/liquid blender
- In-Line mixers conform to 3A standards
- High Viscosity models available



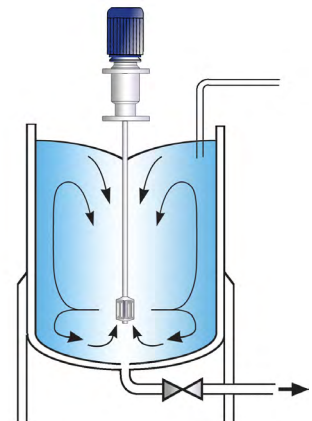
High Shear Batch Mixers

- Suitable for batches of up to 400 US gallons
- Can easily be moved from vessel to vessel
- Small units available for R&D and pilot scale production



Silverson Ultramix

- Excellent in-tank movement
- Capable of rapidly incorporating large volumes of powders
- Ultra Sanitary CIP design
- Ideal for higher viscosity mixes
- Low maintenance



For more information click here to go to www.silverson.com

Silverson Machines, Inc. 355 Chestnut Street, East Longmeadow, MA 01028
Ph: (413) 525-4825 sales@silverson.com

Information contained in this report is believed to be correct and is included as a guide only. No warranty is expressed or implied as to fitness for use or freedom from patents. Silverson Machines reserve the right to change product specification without notice.

Issue No. 60FA4